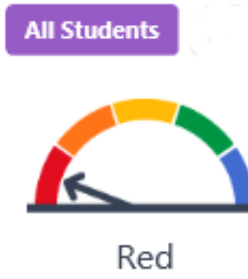


BAYVIEW ELEMENTARY TITLE I SUMMARY

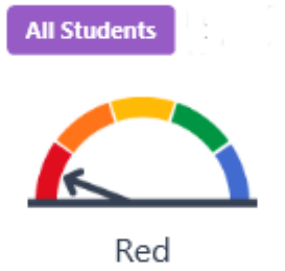
English Language Arts



16-17 93.2 points below standard
17-18 94 points below standard
 Maintained -0.8 Points

ELA	SBA 2016-17	SBA 2017-18
EXCEEDED/MET (LEVELS 3 & 4)	14.6% (n = 47)	14.09% (n = 41)
NEARLY MET (LEVEL 2)	19.25% (n = 62)	15.81% (n = 46)
NOT MET (LEVEL 1)	66.15% (n = 213)	70.01% (n = 204)

Mathematics



16-17 101 points below standard
17-18 100.4 points below standard
 Maintained 0.6 Points

MATH	SBA 2016-17	SBA 2017-18
EXCEEDED/MET (LEVELS 3 & 4)	12.15% (n = 39)	10.13% (n = 30)
NEARLY MET (LEVEL 2)	24.61% (n = 79)	22.97% (n = 68)
NOT MET (LEVEL 1)	63.24% (n = 203)	66.89% (n = 198)

SPSA Goals, Results and Progress

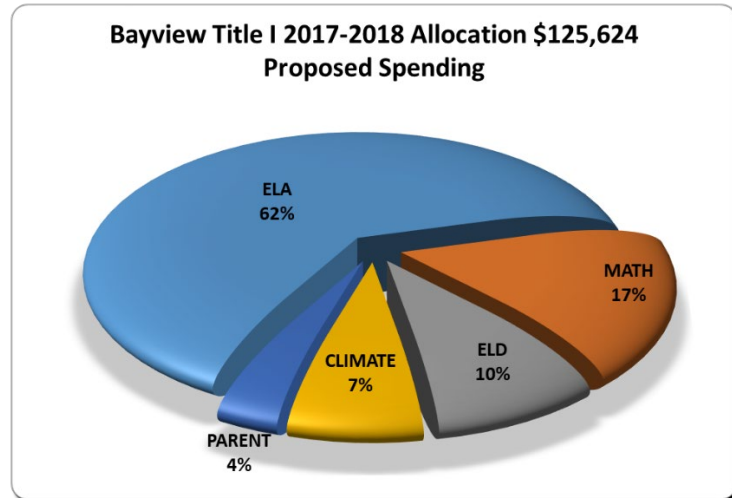
ELA Goals		Results	Progress
16-17	70% of students grades 2-6 will be on/above grade level –STAR Reading	9% of students on/above grade level	Did not meet
17-18	70% of students grades 2-6 will be on/above grade level –STAR Reading	18% of students on/above grade level	Did not meet
18-19	30% of students in grades 2-6 will be on or above grade level according to Star Reading.		
Math Goals		Results	Progress
16-17	40% of students will score “meets expectation” – STAR MATH	13% of students “meets expectation”	Did not meet
17-18	40% of students will score “meets expectation” – STAR MATH	12% of students “meets expectation”	Did not meet
18-19	increase the number of 3-6 students meeting or exceeding the standards in Math by 10% (22% from a baseline of 12%) as measured by the SBAC assessment		
ELD Goals		Results	Progress
16-17	Increase number of students reclassifying by 25% N=25	37 students	Met
17-18	Increase number of students reclassifying by 25% N=46	25 Students reclassified	Did not meet
18-19	Increase number of students reclassifying by 25% (40)		
African American Goals		Results	Progress
16-17	Decrease the number of referrals/suspensions by 50%	5 students suspended	Met
17-18	Decrease the number of referrals/suspensions by 50%	14 students suspended	Did not meet
18-19	Decrease the number of referrals/suspensions by 50% (9 suspensions)		
Social Emotional Goals		Results	Progress
16-17	Number of suspensions will not exceed 2015-16 suspensions	11 students suspended	Met
17-18	Number of suspensions will not exceed 2016-17 suspensions	27 students suspended	Did not meet
18-19	Number of suspensions will not exceed 2017-18 suspensions		

N/A data not available centrally – school to provide

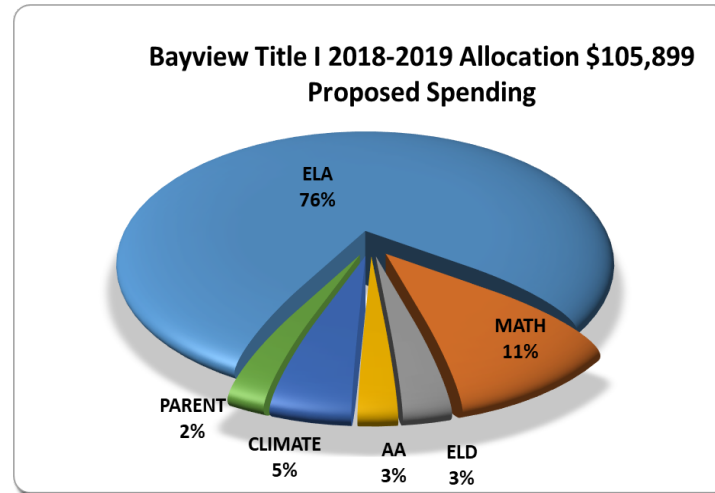
RNC – results not calculated – insufficient comparable data

Title I Spending and Program – Comparison

2017-2018



2018-2019



BAYVIEW SPSA 2018-2019

Title I Funded Programs and Initiatives

ELA

- Substitutes for TCWP
- Part time Coach and Instructional Aide
- Materials and supplies
- PD, collaboration, and academic conferencing

MATH

- Materials and supplies
- PD, collaboration, and academic conferencing

ELD

- Materials and supplies
- PD, collaboration, and academic conferencing

AFRICAN AMERICAN

- Materials and supplies
- PD, collaboration, and academic conferencing

SOCIAL EMOTIONAL

- Contracts for students
- Materials and supplies
- PD, collaboration, and academic conferencing

PARENT

- Light refreshments
- Pay teachers for parent events